



COUNTY

Nassau, FL

2023



Rank **#30** of 67 ranked counties in Florida

Health Outcomes

Health Outcomes tell us how long people live on average within a community, and how much physical and mental health people experience in a community while they are alive.

Nassau (NA) is ranked in the higher middle range of counties in Florida (Higher 50%-75%).

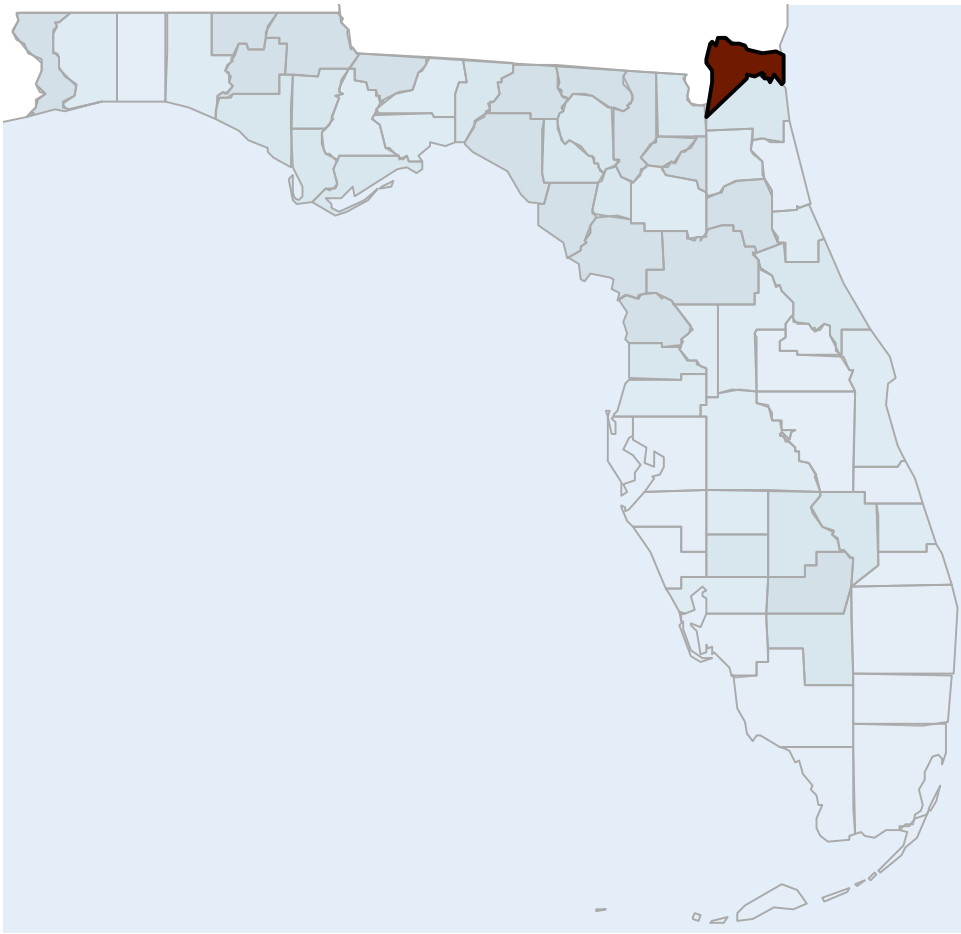


Health Factors

Many things influence how well and how long we live. Health Factors represent those things we can improve to live longer and healthier lives. They are indicators of the future health of our communities.

Nassau (NA) is ranked among the healthiest counties in Florida (Highest 75%-100%).





County Demographics








The health of a place results from past and present policies and practices. The land known as Nassau County, along with the entirety of the U.S., has been home for many thousands of years to hundreds of Indigenous nations. Native Land Digital "strives to create and foster conversations about the history of colonialism, Indigenous ways of knowing, and settler-Indigenous relations."






Nassau County, Florida is Metropolitan (intersecting an urban core area of 50,000 or more population). In Nassau County, 48.1% of the population lives in a low population density area (500 or fewer people per square mile and less than 2,500 people).

Show More

County Snapshot

Show areas to explore Show areas of strength Trends Available

Health Outcomes					
Length of Life		Nassau County	Florida	United States	—
Premature Death		8,900	7,500	7,300	▼
Quality of Life		Nassau County	Florida	United States	—
Poor or Fair Health		13%	13%	12%	▼
Poor Physical Health Days		3.3	3.0	3.0	▼
Poor Mental Health Days		5.4	4.2	4.4	▼
Low Birthweight		8%	9%	8%	▼
Additional Health Outcomes (not included in overall ranking)					+
Health Factors					
Health Behaviors		Nassau County	Florida	United States	—
Adult Smoking		18%	16%	16%	▼
Adult Obesity		31%	28%	32%	▼
Food Environment Index		7.4	6.9	7.0	▼
Physical Inactivity		22%	26%	22%	▼
Access to Exercise Opportunities		81%	88%	84%	▼
Excessive Drinking		20%	17%	19%	▼
Alcohol-Impaired Driving Deaths		30%	22%	27%	▼
Sexually Transmitted Infections		256.1	465.7	481.3	▼
Teen Births		21	18	19	▼
Additional Health Behaviors (not included in overall ranking)					+
Clinical Care		Nassau County	Florida	United States	—
Uninsured		13%	15%	10%	▼
Primary Care Physicians		2,280:1	1,380:1	1,310:1	▼
Dentists		3,040:1	1,580:1	1,380:1	▼
Mental Health Providers		780:1	510:1	340:1	▼
Preventable Hospital Stays		2,506	3,186	2,809	▼

Mammography Screening		44%	40%	37%	▼
Flu Vaccinations		56%	49%	51%	▼
Additional Clinical Care (not included in overall ranking)					+
Social & Economic Factors		Nassau County	Florida	United States	—
High School Completion		91%	89%	89%	▼
Some College		61%	64%	67%	▼
Unemployment		3.4%	4.6%	5.4%	▼
Children in Poverty		14%	18%	17%	▼
Income Inequality		3.9	4.6	4.9	▼
Children in Single-Parent Households		20%	28%	25%	▼
Social Associations		9.8	7.0	9.1	▼
Injury Deaths		103	87	76	▼
Additional Social & Economic Factors (not included in overall ranking)					+
Physical Environment		Nassau County	Florida	United States	—
Air Pollution - Particulate Matter		8.4	7.8	7.4	▼
Drinking Water Violations		No			▼
Severe Housing Problems		12%	19%	17%	▼
Driving Alone to Work		83%	76%	73%	▼
Long Commute - Driving Alone		53%	43%	37%	▼
Additional Physical Environment (not included in overall ranking)					+

Note: Blank values reflect unreliable or missing data.